




Year 6



End of Year Expectations



Year 6 Reading



To secure end of year expectations, children in Year 6 should be able to:

Word Reading


- apply their growing knowledge of root words, prefixes and suffixes, both to read aloud and to understand the meaning of new words that they meet.

Comprehension

- maintain positive attitudes to reading and understanding of what they read by:
 - continuing to read and discuss an increasingly wide range of fiction, poetry, plays, non-fiction and reference books or textbooks
 - reading books that are structured in different ways and reading for a range of purposes
 - increasing their familiarity with a wide range of books, including myths, legends and traditional stories, modern fiction, fiction from our literary heritage, and books from other cultures and traditions
 - recommending books that they have read to their peers, giving reasons for their choices
 - identifying and discussing themes and conventions in and across a wide range of writing
 - making comparisons within and across books
 - learning a wider range of poetry by heart
 - preparing poems and plays to read aloud and to perform, showing understanding through intonation, tone and volume so that the meaning is clear to an audience
- understand what they read by:
 - checking that the book makes sense to them, discussing their understanding and exploring the meaning of words in context
 - asking questions to improve their understanding
 - drawing inferences such as inferring characters' feelings, thoughts and motives from their actions, and justifying inferences with evidence
 - predicting what might happen from details stated and implied
 - summarising the main ideas drawn from more than one paragraph, identifying key details that support the main ideas
 - identifying how language, structure and presentation contribute to meaning
- discuss and evaluate how authors use language, including figurative language, considering the impact on the reader
- distinguish between statements of fact and opinion
- retrieve, record and present information from non-fiction
- participate in discussions about books that are read to them and those they can read for themselves, building on their own and others' ideas and challenging views courteously
- explain and discuss their understanding of what they have read, including through formal presentations and debates, maintaining a focus on the topic and using notes where necessary
- provide reasoned justifications for their views.



Year 6 Writing



To secure end of year expectations, children in Year 6 should be able to:

Transcription - Spelling

- use further prefixes and suffixes and understand the guidance for adding them
- spell some words with 'silent' letters [for example, knight, psalm, solemn]
- continue to distinguish between homophones and other words which are often confused
- use knowledge of morphology and etymology in spelling and understand that the spelling of some words needs to be learnt specifically, as listed in English Appendix 1
- use dictionaries to check the spelling and meaning of words
- use the first three or four letters of a word to check spelling, meaning or both of these in a dictionary
- use a thesaurus.

Transcription - Handwriting

- write legibly, fluently and with increasing speed by:
 - choosing which shape of a letter to use when given choices and deciding whether or not to join specific letters
 - choosing the writing implement that is best suited for a task.

Composition

- plan their writing by:
 - identifying the audience for and purpose of the writing, selecting the appropriate form and using other similar writing as models for their own
 - noting and developing initial ideas, drawing on reading and research where necessary
 - in writing narratives, considering how authors have developed characters and settings in what pupils have read, listened to or seen performed
- draft and write by:
 - selecting appropriate grammar and vocabulary, understanding how such choices can change and enhance meaning
 - in narratives, describing settings, characters and atmosphere and integrating dialogue to convey character and advance the action
 - précising longer passages
 - using a wide range of devices to build cohesion within and across paragraphs
 - using further organisational and presentational devices to structure text and to guide the reader [for example, headings, bullet points, underlining]
- evaluate and edit by:
 - assessing the effectiveness of their own and others' writing
 - proposing changes to vocabulary, grammar and punctuation to enhance effects and clarify meaning

- ensuring the consistent and correct use of tense throughout a piece of writing
- ensuring correct subject and verb agreement when using singular and plural, distinguishing between the language of speech and writing and choosing the appropriate register
- proof-read for spelling and punctuation errors
- perform their own compositions, using appropriate intonation, volume, and movement so that meaning is clear.

Vocabulary, Grammar and Punctuation

- develop their understanding of the concepts set out by:
 - recognising vocabulary and structures that are appropriate for formal speech and writing, including subjunctive forms
 - using passive verbs to affect the presentation of information in a sentence
 - using the perfect form of verbs to mark relationships of time and cause
 - using expanded noun phrases to convey complicated information concisely
 - using modal verbs or adverbs to indicate degrees of possibility
 - using relative clauses beginning with who, which, where, when, whose, that or with an implied (i.e. omitted) relative pronoun
 - learning the grammar for years 5 and 6
- indicate grammatical and other features by:
 - using commas to clarify meaning or avoid ambiguity in writing
 - using hyphens to avoid ambiguity
 - using brackets, dashes or commas to indicate parenthesis
 - using semi-colons, colons or dashes to mark boundaries between independent clauses
 - using a colon to introduce a list
 - punctuating bullet points consistently
- use and understand the grammatical terminology accurately and appropriately when discussing their writing and reading.



Year 6 Mathematics



To secure end of year expectations, children in Year 6 should be able to:

Number and Place Value

- read, write, order and compare numbers up to 10 000 000 and determine the value of each digit
- round any whole number to a required degree of accuracy
- use negative numbers in context, and calculate intervals across zero
- solve number and practical problems that involve all of the above.

Addition and Subtraction

- multiply multi-digit numbers up to 4 digits by a two-digit whole number using the formal written method of long multiplication
- divide numbers up to 4 digits by a two-digit whole number using the formal written method of long division, and interpret remainders as whole number remainders, fractions, or by rounding, as appropriate for the context
- divide numbers up to 4 digits by a two-digit number using the formal written method of short division where appropriate, interpreting remainders according to the context
- perform mental calculations, including with mixed operations and large numbers
- identify common factors, common multiples and prime numbers
- use their knowledge of the order of operations to carry out calculations involving the four operations
- solve addition and subtraction multi-step problems in contexts, deciding which operations and methods to use and why
- solve problems involving addition, subtraction, multiplication and division use estimation to check answers to calculations and determine, in the context of a problem, an appropriate degree of accuracy.

Multiplication and Division

- identify multiples and factors, including finding all factor pairs of a number, and common factors of two numbers
- know and use the vocabulary of prime numbers, prime factors and composite (non-prime) numbers
- establish whether a number up to 100 is prime and recall prime numbers up to 19
- multiply numbers up to 4 digits by a one- or two-digit number using a formal written method, including long multiplication for two-digit numbers
- multiply and divide numbers mentally drawing upon known facts
- divide numbers up to 4 digits by a one-digit number using the formal written method of short division and interpret remainders appropriately for the context
- multiply and divide whole numbers and those involving decimals by 10, 100 and 1000
- recognise and use square numbers and cube numbers, and the notation for squared (2) and cubed (3)
- solve problems involving multiplication and division including using their knowledge of factors and multiples, squares and cubes

- solve problems involving addition, subtraction, multiplication and division and a combination of these, including understanding the meaning of the equals sign
- solve problems involving multiplication and division, including scaling by simple fractions and problems involving simple rates.

Fractions including Decimals and Percentages

- use common factors to simplify fractions; use common multiples to express fractions in the same denomination
- compare and order fractions, including fractions > 1
- add and subtract fractions with different denominators and mixed numbers, using the concept of equivalent fractions
- multiply simple pairs of proper fractions, writing the answer in its simplest form [for example, $\frac{1}{4} \times \frac{1}{2} = \frac{1}{8}$]
- divide proper fractions by whole numbers [for example, $\frac{1}{3} \div 2 = \frac{1}{6}$]
- associate a fraction with division and calculate decimal fraction equivalents [for example, 0.375] for a simple fraction [for example, $\frac{3}{8}$]
- identify the value of each digit in numbers given to three decimal places and multiply and divide numbers by 10, 100 and 1000 giving answers up to three decimal places
- multiply one-digit numbers with up to two decimal places by whole numbers
- use written division methods in cases where the answer has up to two decimal places
- solve problems which require answers to be rounded to specified degrees of accuracy
- recall and use equivalences between simple fractions, decimals and percentages, including in different contexts.

Ratio and Proportion

- solve problems involving the relative sizes of two quantities where missing values can be found by using integer multiplication and division facts
- solve problems involving the calculation of percentages [for example, of measures, and such as 15% of 360] and the use of percentages for comparison
- solve problems involving similar shapes where the scale factor is known or can be found
- solve problems involving unequal sharing and grouping using knowledge of fractions and multiples.

Algebra

- use simple formulae
- generate and describe linear number sequences
- express missing number problems algebraically
- find pairs of numbers that satisfy an equation with two unknowns
- enumerate possibilities of combinations of two variables.

Measurement

- solve problems involving the calculation and conversion of units of measure, using decimal notation up to three decimal places where appropriate

- use, read, write and convert between standard units, converting measurements of length, mass, volume and time from a smaller unit of measure to a larger unit, and vice versa, using decimal notation to up to three decimal places
- convert between miles and kilometres
- recognise that shapes with the same areas can have different perimeters and vice versa
- recognise when it is possible to use formulae for area and volume of shapes
- calculate the area of parallelograms and triangles

calculate, estimate and compare volume of cubes and cuboids using standard units, including cubic centimetres (cm^3) and cubic metres (m^3), and extending to other units [for example, mm^3 and km^3].

Properties of Shapes

- draw 2-D shapes using given dimensions and angles
- recognise, describe and build simple 3-D shapes, including making nets
- compare and classify geometric shapes based on their properties and sizes and find unknown angles in any triangles, quadrilaterals, and regular polygons
- illustrate and name parts of circles, including radius, diameter and circumference and know that the diameter is twice the radius
- recognise angles where they meet at a point, are on a straight line, or are vertically opposite, and find missing angles.

Position and Direction

- describe positions on the full coordinate grid (all four quadrants)
- draw and translate simple shapes on the coordinate plane, and reflect them in the axes.

Statistics

- interpret and construct pie charts and line graphs and use these to solve problems
- calculate and interpret the mean as an average.